

Sensor Guide.



**The quick way to find the right
sensor for your application**

Optimum sensor and lighting solutions
for every room from STEINEL

 **steinel**

Long corridors, winding stairwells, individual and open-plan offices, restrooms, warehouses: building interiors present us with many different room situations. For more than 30 years, STEINEL has focused on the exciting task of developing optimal lighting control systems for each of these situations. As a specialist and technology leader in this field, we are firm believers in using all four common sensor technologies in our products. This ensures absolutely seamless and reliable detection, depending on the individual room situation at the site.

In this brochure – which has been honoured with an award from bba, the renowned trade journal for construction, consulting and architecture – we show what makes each specific sensor technology the best for a given room situation, and how we optimize it for use in our products. This will help you quickly and easily find the ideal sensor for each individual application.

We believe in our products and want to make you a believer too – not least by providing a 5-year manufacturer's warranty on all products in our Professional line.




Sensor technologies	4
Interior areas	
Hallway and corridor	6
Stairwell	8
Individual office	10
Open-plan office	11
Flex desk sensors	12
Hotel	13
Conference room	14
Classroom	15
WC/washroom	16
Side room	18
Parking garage and underground car park	20
Sports hall	22
Function room	23
High-bay warehouse	24
Warehouse	25
Outdoors	
Private residential building	26
Commercial building	27
Entrance	28
Around the building	29
Courtyard and driveway	30
Smart Remote	31
Smart Remote	31
KNX	32
DALI-2	34
LiveLink	36
DALI plus	38
PROLog, RELUX	40
Sensor overview	42
Sensor accessories overview	47
Lights and floodlights	48

Our 4-sensor technologies. The right solution for every application.

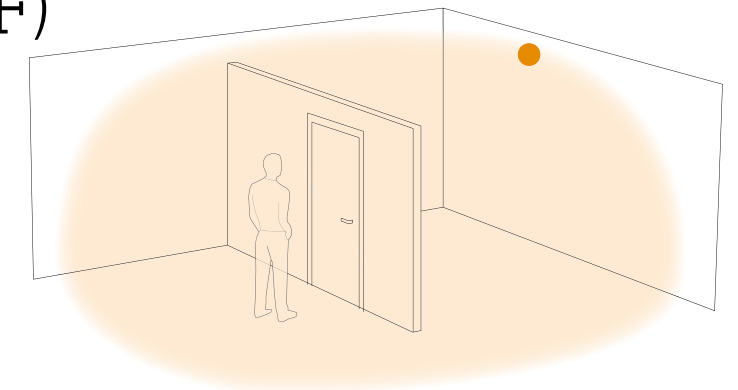
Passive infrared (PIR)

Responds to moving heat sources.



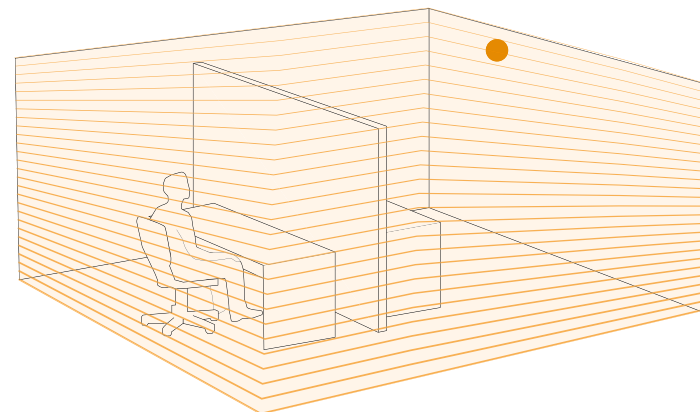
High frequency (HF)

Can even see through thin walls.




Ultrasound (US)

Fills the entire room and also detects around objects.



Optical sensor

Detects only people and can also count them.





Hallways and corridors Sensors

The decisive factor for a corridor sensor is how well it detects radial movements. This refers to the frontal walking direction towards the sensor. STEINEL has developed special sensors for hallways and corridors based on high-frequency technology or infrared – with a radial range of up to 12.50 meters. For a ceiling height of up to 3.50 m, the Hallway is the perfect solution!

Special applications

- The Hallway can be configured individually in both directions
- For a ceiling height of up to 5 m, the IS 345 infrared sensor is the right choice
- The IR 180 is a presence detection switch for installation on walls

Technical tip

The range of the IR 180, IS 345 and the Dual US can be conveniently configured via remote control.



Presence detector **Hallway**

- High-frequency corridor sensor
- Perfect radial detection for hallways up to 25 m long
- Range can be configured separately in two directions
- Wireless networking via Bluetooth
- Surface- and concealed-installation versions
- COM1, COM2, DALI-2 APC*, DALI-2 IPD, KNX V3.5, IP, BT IPD (slave)



Presence detector **Dual US**

- Ultrasound corridor sensor
- For hallways and corridors in residential and office buildings
- 60 m² range (20 x 3m)
- Detects equally well from every walking direction
- COM1, COM2, DALI-2 IPD, KNX V3.1



Motion detector **IS 345**

- Infrared corridor sensor
- For hallways and corridors in warehouses, residential and office buildings
- Ceiling installation height up to 5 m
- Detection range: 23 m long and 6 m wide
- Lens specially adapted to corridors
- Surface- and concealed-installation versions in round and square, ceiling-installation versions
- COM1, DALI-2 APC, DALI-2 IPD, KNX V3.1, PF



Presence detection switch **IR 180**

- 180° infrared presence detection switch, 20 m range
- For hallways and corridors in residential and office buildings
- Output of temperature and humidity measurements with the KNX version
- Suitable adapters for all standard 55 mm frames
- Available in 2-wire (IR 180 UNIVERSAL) and 3-wire versions
- COM1, KNX V3.1



Hallways and corridors Sensor lights

Sensor lights from STEINEL are the perfect solution for new buildings and renovations. The high-frequency sensor invented by STEINEL is invisibly integrated into the light and only switches light on when it is needed. Simply connect the light to the power supply, set the sensor using a potentiometer or app, and you're done! Highly efficient, cutting-edge STEINEL LED systems provide modern and energy-efficient lighting.

Installation note

- All models are equally suited for use as either wall or ceiling lights

Technical tip

All models in the R series can be networked via Bluetooth and commissioned with an app.

R series emergency light module
Optional emergency light for 3h in compliance with EN 60598-2-22
EAN 4007841 064143



Sensor-switched indoor light **RS PRO R series**

- LED sensor-switched indoor light
- 360° high-frequency sensor, Ø 10 m range
- Max. 23.9 W, with max. 3019 lumens, 3000 K or 4000 K
- Optional basic light 0-100%, main light 0-100% and neighbouring group function, networking via Bluetooth, group configuration, daylight-dependent switch-off, backlight with plus version
- Connection to central battery systems possible



Sensor-switched indoor light **RS PRO DL 150 SC/200 SC**

- Sensor downlights for recessed ceiling installation
- 360° high-frequency sensor, Ø 7 m range
- Max. 17.8 W with configurable light colour (3000, 4000, 5000K)
- Soft light start
- Wireless networking and configuration via Bluetooth



Sensor-switched indoor light **RS PRO S series**

- LED sensor-switched indoor light
- 360° high-frequency sensor, Ø 8 m range
- Max. 26 W with max. 2920 lumens, 3000 K or 4000 K
- Neighbouring group function, bidirectional wireless networking, daylight-dependent switch-off
- Main and basic light 7-100%
- Robust aluminium housing
- Impact resistance IK07



Sensor-switched indoor light **RS PRO P series**

- LED sensor-switched indoor light
- 360° high-frequency sensor, Ø 8 m range
- Max. 19.5 W, with max. 2310 lumens, 3000 K or 4000 K
- Optional basic light 10%
- Also available as an emergency light version in compliance with EN 60598-2-22
- Max. 10 lights can be networked via cable

8



Stairwell Sensors

Directly detecting people ascending or descending is often severely restricted in stairwells. This is due to the angled design, which infrared technology is not designed to handle. For this reason, STEINEL offers sensors based on high-frequency technology and ultrasound, which guarantee perfect detection in stairwells.

Installation note

- For normal construction and 360 degree detection, use high-frequency sensors
- For small and angled stairwells, choose sensors with ultrasound technology

Technical tip

Semi-automatic operation for manual switch-on and automatic switch-off is possible with the HF 360-2, HF 180 and ultrasound sensors.



Presence detector HF 360-2

- 360° high-frequency presence detector
- HF sensor detects through thin walls and suspended ceilings
- 12 m range in diameter, ceiling installation
- Wireless networking via Bluetooth
- Surface- and concealed-installation versions
- COM1, COM2, DALI-2 APC*, DALI-2 IPD, KNX V3.5, IP, BT IPD (slave)



Presence detection switch IR 180

- 180° infrared presence detection switch, 20 m range
- For hallways and corridors in residential and office buildings
- Output of temperature and humidity measurements with the KNX version
- Suitable adapters for all standard 55 mm frames
- Available in 2-wire (IR 180 UNIVERSAL) and 3-wire versions
- COM1, KNX V3.1



Presence detector PD IR 4360-8

- 360° high-frequency presence detector
- For offices, meeting rooms or passageways
- 8 m range in diameter
- Concealed-, surface- or ceiling-installation versions



Presence detector US 360

- 360° ultrasound presence detector
- US sensor surrounds objects but does not penetrate them
- 28 m² presence detection range, ceiling installation
- COM1, COM2, KNX V3.1

Stairwell Sensor lights

Sensor lights from STEINEL are the perfect solution for new buildings and renovations. The high-frequency sensor invented by STEINEL is invisibly integrated into the light and only switches light on when it is needed. Simply connect the light to the power supply, set the sensor using a potentiometer or app, and you're done! Highly efficient, cutting-edge STEINEL LED systems provide modern and energy-efficient lighting.

Installation note

- All models are equally suited for use as either wall or ceiling lights

Technical tip

As the maximum light intensity is rarely required with the R series lights, additional energy can be saved by adjusting the main light in the app.



Sensor-switched indoor light RS PRO R series

- LED sensor-switched indoor light
- 360° high-frequency sensor, Ø 10 m range
- Max. 23.9 W, with max. 3019 lumens, 3000 K or 4000 K and neighbouring group function, networking via Bluetooth, group configuration, daylight-dependent switch-off, backlight with plus version
- Connection to central battery systems possible
- Main and basic light 0-100%



Sensor-switched indoor light RS PRO S series

- LED sensor-switched indoor light
- 360° high-frequency sensor, Ø 8 m range
- Max. 26 W with max. 2920 lumens, 3000 K or 4000 K and neighbouring group function, bi-directional wireless networking, daylight-dependent switch-off
- Main and basic light 7-100%
- Robust aluminium housing
- Impact resistance IK07



Sensor-switched indoor light RS PRO P series

- LED sensor-switched indoor light
- 360° high-frequency sensor, Ø 8 m range
- Max. 19.5 W, with max. 2310 lumens, 3000 K or 4000 K
- Optional basic light 10%
- Also available as an emergency light version in compliance with EN 60598-2-22
- Max. 10 lights can be networked via cable
- Also available in a flat version



Sensor-switched indoor light RS PRO DL 150 SC/200 SC

- Sensor downlights for recessed ceiling installation
- 360° high-frequency sensor, Ø 7 m range
- Max. 17.8 W with configurable light colour (3000, 4000, 5000K)
- Soft light start
- Wireless networking and configuration via Bluetooth

10



Individual office Sensors

Detection of the smallest movements is especially important in offices. High-resolution presence detectors from STEINEL also ensure that the light won't go out when people are sitting at their computers. In addition to precise infrared sensors, STEINEL also offers highly sensitive ultrasound technology from the USA.

Advantages of STEINEL

- With an installation height of just 6 mm, IR Quattro SLIM XS is almost invisible
- With IR Quattro, you can restrict the detection to the desired work areas
- With a diameter of just 43 mm, IR Quattro MICRO is the most compact STEINEL presence detector

Technical tip

Use natural daylight with constant lighting control in the DALI-2 APC and KNX versions for maximum energy efficiency.



Presence detector IR Micro Office

- 360° infrared presence detector
- 36 m² square presence detection range
- Micro precision lens, 15 x 15 mm
- Configurable via Smart Remote
- DALI-2 APC, Broadcast



Presence detector IR Quattro MICRO

- 360° infrared presence detector
- 16 m² square presence detection range
- Only Ø 43 mm
- Micro precision lens, 15 x 15 mm
- Also suitable for rooms exposed to moisture (IP65)
- Configurable via Smart Remote
- COM1, DALI-2 IPD, KNX V3.1



Presence detector PD IR 4360-8

- 360° infrared presence detector
- For offices, meeting rooms or passageways
- 8 m range in diameter
- Concealed-, surface- or ceiling-installation versions



Presence detector True Presence®

- Can definitively detect human presence
- Micro-movements from breathing are sufficient
- Reliable absence detection possible
- Detection zone can be precisely configured digitally
- 2 - 12 m installation height
- COM1, COM2, DALI-2 APC*, KNX V3.0 (only UP+DE), IP, BT IPD (slave), DALI-2 IPD, BT Mesh
- Surface-installation available with surface-installation frame
- 64 m² True Presence® detection, 177 m² presence and motion detection

Open-plan office Sensors

With STEINEL presence detectors, you can monitor large office areas seamlessly with just a few sensors. In addition to reliable and highly efficient lighting control systems, the True Presence® Multisensor KNX also ensures a good indoor climate in open-plan offices.

Advantages of STEINEL

- The IR Quattro HD offers up to 64 m² of presence detection range as well as a precise square boundary for individual working groups
- True Presence® is the first detector to detect actual human presence. It reliably detects the presence and absence of people in "True Presence® quality" over an area of 64 m²

Technical tip

Install DualTech in the corner at the entrance to the room to maximise tangential detection when entering.



11



Presence and multisensor True Presence® multisensor

- 7 sensory detection variables: True presence, brightness, temperature, humidity, air pressure, noise level, alarm, RGB LED feedback volatile organic compounds (VOC), CO₂
- Micro-movements when breathing are sufficient for presence detection
- 64 m² True Presence® detection, 177 m² presence and motion detection
- Detection zone can be precisely configured digitally
- 2 - 12 m installation height
- Further interfaces: IP, DALI-2 IPD, BT IPD



Presence detector True Presence®

- Can definitively detect human presence
- Micro-movements from breathing are sufficient
- Reliable absence detection possible
- 64 m² True Presence® detection, 177 m² presence and motion detection
- Detection zone can be precisely configured digitally
- 2 - 12 m installation height
- COM1, COM2, DALI-2 APC*, KNX V3.0 (only UP+DE), IP, BT IPD (slave), DALI-2 IPD, BT Mesh
- Surface-installation available with surface-installation frame



Presence detector IR Quattro HD-2

- 360° infrared presence detector
- 81 m² square presence detection range
- Digitally configurable detection
- Wireless networking and configuration via Bluetooth
- COM1, COM2, DALI-2 APC*, DALI-2 IPD, BT IPD, IP, KNX V3.5



Presence detector PD IR 4360-24

- 360° infrared presence detector
- For offices, meeting rooms or passageways
- 24 m range in diameter
- Concealed-, surface- or ceiling-installation versions
- COM1, DALI-2 IPD, KNX



12

Flex desk management Sensors

A workstation in a major international city costs €10,000 or more per year. And often half of the workstations are unoccupied. With the desk-sharing solution, you can see at a glance which workstations are still free. Idea: Improve the utilisation rate and save money.

Advantages of STEINEL

- Areas can be segmented into a total of 5 detection zones (10 zones with IP version)
- Real-time information about capacity utilisation and frequency
- Data provision for situation analysis

Technical tip

Once installed, the HPD2 can remain in place even after a room situation is restructured. Only the zones need to be readjusted. The HPD2 therefore offers maximum flexibility when adapting rooms.

For reference:



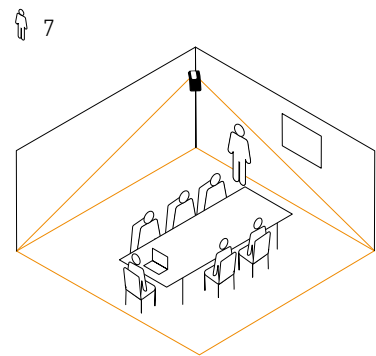
Person sensor HPD2

- 110° optical sensor, unique worldwide
- Detects and counts seated and standing people
- 10 m range with 5 precisely definable detection zones (10 for the IP version), wall installation
- Integrated temperature and humidity sensors (with KNX)
- IP protocols: MQTT, REST API & BACnet
- IP and KNX interface

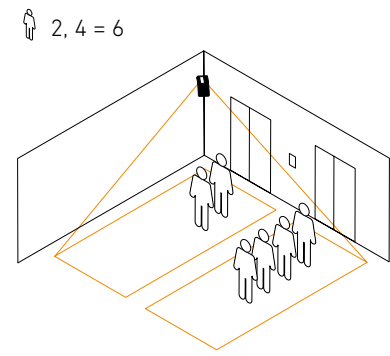


Person sensor HPD3

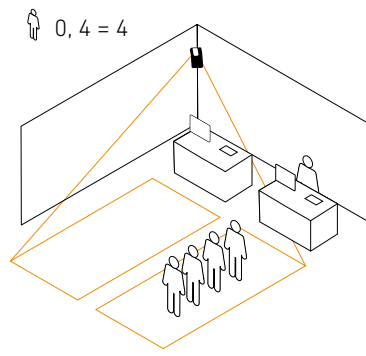
- Optical sensor with additional HF sensor for the ceiling
- Integrated VOC sensor and CO2 equivalent
- Integrated temperature and humidity measurement
- Bluetooth Mesh standard
- Protocols: MQTT, REST API & BACnet
- Concealed- and surface-installation version
- IP interface



Reliable detection of the number of people in the room.



Live information about capacity utilisation and frequency.



Data provision for situation analysis.

Hotel Sensors

Which room is free, and which is still occupied? It can be unpleasant and inefficient when a service employee enters a room at the wrong moment. The hospitality solution makes it possible to determine without doubt which rooms are still occupied. Service can be optimised and carried out much faster overall.

Advantages of STEINEL

- True Presence® technology makes reliable absence detection possible for the first time
- Digital configuration of the detection zones and sensor specifications
- The IR 180 is the ideal presence detection switch for WC rooms

Technical tip

Use the entire spectrum of sensor detection with the True Presence® Multisensor KNX and you will also get information on room temperature, humidity, CO₂, volatile organic compounds (VOC) and air pressure.



13

For reference:



Presence detector True Presence®

- Can definitively detect human presence
- Micro-movements from breathing are sufficient
- Reliable absence detection possible
- 64 m² True Presence® detection, 177 m² presence and motion detection
- Detection zone can be precisely configured digitally
- 2- 12 m installation height
- COM1, COM2, DALI-2 APC*, KNX V3.0 (only UP+DE), IP, BT IPD (slave), DALI-2 IPD, BT Mesh
- Surface-installation available with surface-installation frame



Presence and multisensor True Presence® Multisensor KNX

- 7 sensory detection variables: True presence, brightness, temperature, humidity, air pressure, volatile organic compounds (VOC), CO₂
- Micro-movements from breathing are sufficient
- 64 m² True Presence® detection, 177 m² presence and motion detection
- Detection zone can be precisely configured digitally
- 2 - 12 m installation height



Presence detector Hallway

- High-frequency corridor sensor
- Perfect radial detection for hallways up to 25 m long
- Range can be configured separately in two directions
- Wireless networking via Bluetooth
- Surface- and concealed-installation versions
- COM1, COM2, DALI-2 APC*, DALI-2 IPD, KNX V3.5, IP, BT IPD (slave)



Presence detection switch IR 180

- 180° infrared presence detection switch, 20 m range
- For hallways and corridors in residential and office buildings
- Output of temperature and humidity measurements with the KNX version
- Suitable adapters for all standard 55 mm frames
- Available in 2-wire (IR 180 UNIVERSAL) and 3-wire versions
- COM1, KNX V3.1

14



Conference room Sensors

Requirements placed on sensors in conference rooms are particularly high. STEINEL offers innovative solutions based on True Presence® and optical sensor technology for the most prestigious of office spaces.

Advantages of STEINEL

- With our meeting room solution, the HPD2 can quickly and reliably determine utilisation of a room's capacity and actual occupancy – and can even tell how many people are in the room in question. As a result, it provides highly relevant information for the entire building automation system
- The US 360 ultrasonic sensor is ideal for suspended lights or soundproofing elements

Technical tip

With the HPD2 you can set up to ten precise detection zones!



Person sensor HPD3

- Optical sensor with additional HF sensor for the ceiling
- Integrated VOC sensor and CO2 equivalent
- Integrated temperature and humidity measurement
- Bluetooth Mesh standard
- Protocols: MQTT, REST API & BACnet
- Concealed- and surface-installation version
- IP interface



Presence detector IR Quattro HD-2

- 360° infrared presence detector
- 81 m² square presence detection range
- Digitally configurable detection
- Wireless networking and configuration via Bluetooth
- COM1, COM2, DALI-2 APC*, DALI-2 IPD, BT IPD, IP, KNX V3.5



Presence detector True Presence®

- Can definitively detect human presence
- Micro-movements from breathing are sufficient
- Reliable absence detection possible
- 64 m² True Presence® detection, 177 m² presence and motion detection
- Detection zone can be precisely configured digitally
- 2 - 12 m installation height
- COM1, COM2, DALI-2 APC*, KNX V3.0 (only UP+DE), IP, BT IPD (slave), DALI-2 IPD, BT Mesh
- Surface-installation available with surface-installation frame



Presence detector PD IR 4360-24

- 360° infrared presence detector
- For offices, meeting rooms or passageways
- 24 m range in diameter
- Concealed-, surface- or ceiling-installation versions
- COM1, DALI-2 IPD, KNX

Classroom Sensors

Lighting control using sensors is a real challenge in classrooms. The light must not go out during student exams, when pupils hardly move. This is where you need excellent detection using superior sensor technology from STEINEL.

Advantages of STEINEL

- With its 64 m² presence detection range, the IR Quattro HD can cover an entire classroom
- True Presence® is the first detector to detect actual human presence. Over an area of 64 m², it reliably detects the presence and absence of people in "True Presence® quality"

Technical tip

Multisensor Air detects temperature, humidity, air quality, volatile organic compounds (VOC) and brightness, and thus becomes a real sensory organ for the building that provides the information required for true building intelligence.



Presence detector IR Quattro HD-2

- 360° infrared presence detector
- 81 m² square presence detection range
- Digitally configurable detection
- Wireless networking and configuration via Bluetooth
- COM1, COM2, DALI-2 APC*, DALI-2 IPD, BT IPD, IP, KNX V3.5



Presence and multisensor True Presence® Multisensor Aerosol

- In the DALI-2 IPD, IP, BT IPD interfaces incl. noise level measurement as well as RGB LED traffic light, plus acoustic signal for potential risk of infection
- 64 m² True Presence® detection, 177 m² presence and motion detection
- Detection zone can be precisely configured digitally



Presence detector True Presence®

- Can definitively detect human presence
- Micro-movements from breathing are sufficient
- Reliable absence detection possible
- 64 m² True Presence® detection, 177 m² presence and motion detection
- Detection zone can be precisely configured digitally
- 2 - 12 m installation height
- COM1, COM2, DALI-2 APC*, KNX V3.0 (only UP+DE), IP, BT IPD (slave), DALI-2 IPD BT Mesh
- Surface-installation available with surface-installation frame



Presence detector IR Quattro HD DALI plus

- 360° infrared presence detector
- Square detection zone mechanically scalable
- 64 m² square presence detection range
- Constant lighting control for three groups
- Bidirectional read out and configuration of the sensor via Smart Remote



WC/washroom Sensors

Cabins and partitions in WCs and washrooms make detection more difficult. With conventional infrared technology, you have to install many sensors to ensure functioning detection – in fact, one sensor above each toilet. This is expensive and very time-consuming.

Advantages of STEINEL

- The high-frequency technology developed by STEINEL is able to reliably detect through lightweight walls
- This means you only need a fraction of the sensors compared to infrared technology

Technical tip

In larger WC systems with several rooms, several HF 360-2 sensors can be networked via Bluetooth.



Presence detector HF 360-2

- 360° high-frequency presence detector
- HF sensor detects through thin walls and suspended ceilings
- 12 m range in diameter, ceiling installation
- Wireless networking via Bluetooth
- Surface- and concealed-installation versions
- COM1, COM2, DALI-2 APC*, DALI-2 IPD, KNX V3.5, IP, BT IPD (slave)



Presence detector US 360

- 360° ultrasound presence detector
- US sensor surrounds objects but does not penetrate them
- 28 m² presence detection range, ceiling installation
- COM1, COM2, KNX V3.1



Presence detector IR Quattro MICRO

- 360° infrared presence detector
- 16 m² presence detection range
- Only Ø 43 mm
- Micro-precision lens, 15 x 15 mm
- Also suitable for rooms exposed to moisture (IP65)
- Configurable via Smart Remote
- COM1, DALI-2 IPD, KNX V3.1



Presence detection switch HF 180

- 180° high-frequency presence detection switch
- For stairwells, vestibules and toilet facilities
- 1- 8 m range in diameter
- Output of temperature and humidity measurements with the KNX version
- Suitable adapters for all standard 55 mm frames
- COM1, KNX V3.1

WC/washroom Sensor lights

The sensor lights really demonstrate their usefulness in WCs and washrooms. The sensor integrated into the light also detects movements behind partitions, e.g. in WC cubicles. The high-frequency sensor invented by STEINEL is invisibly integrated into the light and only switches light on when it is needed.

Advantages of STEINEL

- Detection through lightweight partition walls and ceilings

Technical tip

Use the cost-effective master-slave networking to form groups of lights with the RS PRO P series. All models in the R series can be networked via Bluetooth and commissioned with an app.




Sensor-switched indoor light RS PRO S series

- LED sensor-switched indoor light
- 360° high-frequency sensor, Ø 8 m range
- 26 W with max. 2987 lumens, 3000 K or 4000 K
- Main and basic light 7-100%, neighbouring group function, bidirectional wireless networking, daylight-dependent switch-off
- Robust aluminium housing
- Impact resistance IK07



Sensor-switched indoor light RS PRO P series

- LED sensor-switched indoor light
- 360° high-frequency sensor, Ø 8 m range
- 18.4 W with max. 2188 lumens, 3000 K or 4000 K
- Optional 10% basic light
- Also available as emergency light version in compliance with EN 60598-2-22
- Max. 10 lights can be networked via cable



Sensor-switched indoor light RS PRO R series

- LED sensor-switched indoor light
- 360° high-frequency sensor, Ø 1-10 m range
- Max. 23.9 W, with max. 3019 lumens, 3000 K or 4000 K
- Optional basic light 0-100%, main light 0-100%, backlight with plus version and neighbouring group function, networking via Bluetooth configuration, daylight-dependent switch-off
- Connection to central battery systems possible



Sensor-switched indoor light RS PRO DL 150 SC/200 SC

- Sensor downlights for recessed ceiling installation
- 360° high-frequency sensor, Ø 7 m range
- Max. 17.8 W with configurable light colour (3000, 4000, 5000K)
- Soft light start
- Wireless networking and configuration via Bluetooth

18



Side room Sensors

Lights are often left on without anyone being in the room, especially in little-used side rooms. Depending on the room type, STEINEL offers you three technologies based on infrared, high frequency and ultrasound.

Advantages of STEINEL

- Use the IR Quattro for small to medium-sized rooms
- The HF 360 is the optimum solution when temperature influences make infrared detection difficult (e.g. printer rooms)
- The IR 180 can be integrated into the 55 mm adapter frames of the common switch products from Busch-Jaeger and Feller (an individual frame is available for Jung). The colour of the IR 180 is similar to RAL 9010



Motion detector MD IR 4360-8

- 360° infrared presence detector
- For offices, meeting rooms or passageways
- 8 m range in diameter
- Concealed-, surface- or ceiling-installation versions
- COM1, KNX, DALI-2 IPD



Motion detector IS 2360-3 ECO

- 360° Infrared motion detector
- Ceiling installation height up to 6 m
- Monitors up to 133 m², max. range of 12 m in diameter
- Also available in white



Presence detector HF 360

- 360° high-frequency presence detector
- HF sensor detects through thin walls and suspended ceilings
- 12 m range in diameter, ceiling installation
- COM1, COM2, DALI-2 APC, DALI-2 IPD, KNX V3.1



Presence detection switch IR 180

- 180° infrared presence detection switch, 20 m range
- For hallways and corridors in residential and office buildings
- Output of temperature and humidity measurements with the KNX version
- Suitable adapters for all standard 55 mm frames
- Available in 2-wire (IR 180 UNIVERSAL) and 3-wire versions
- COM1, KNX V3.1

Side room Sensor lights

Side rooms often have no windows and are therefore dark when you enter them. These are places where you want the light to switch on quickly. Instead, you can sometimes search a long time for the switch. Sensor lights from STEINEL are the ideal solution here.

Advantages of STEINEL

- The high-frequency sensor invisibly integrated into the light reliably switches the light on when you enter the room
- Highly efficient, state-of-the-art STEINEL LED systems for modern and energy-efficient lighting

Technical tip

The RS PRO 5100 SC can be networked via Bluetooth and commissioned via app.



Sensor-switched indoor light RS PRO R series

- LED sensor-switched indoor light
- 360° high-frequency sensor, Ø 10 m range
- Max. 23.9 W, with max. 3019 lumens, 3000 K or 4000 K
- Optional basic light 0-100%, main light 0-100% and neighbouring group function, networking via Bluetooth, group configuration, daylight-dependent switch-off, backlight with plus version
- Connection to central battery systems possible



Sensor-switched indoor light RS PRO P series

- LED sensor-switched indoor light
- 360° high-frequency sensor, Ø 8 m range
- Max. 18.4 W with max. 2188 lumens, 3000 K or 4000 K
- Optional basic light 10%
- Also available as an emergency light version in compliance with EN 60598-2-22
- Max. 10 lights can be networked via cable



19



Sensor-switched indoor light RS PRO DL 150 SC/200 SC

- Sensor downlights for recessed ceiling installation
- 360° high-frequency sensor, Ø 7 m range
- Max. 17.8 W with configurable light colour (3000, 4000, 5000K)
- Soft light start
- Wireless networking and configuration via Bluetooth



Sensor-switched indoor light RS PRO 5100 SC

- LED sensor-switched light
- For robust applications: IP65, IK07
- 360° high-frequency sensor, Ø 10 m range
- 31 W with 4250 lumens, 4000 K
- Main and basic light 0-100%, neighbouring group function
- Wireless networking via Bluetooth



20

Parking garage/ underground car park Sensors

We've all seen it: parking garages that are constantly brightly lit, even if no one is in them. This is where needs-based lighting control offers enormous savings potential. The task is to monitor these areas efficiently using just a few sensors. Infrared sensors are very well suited for this.

Advantages of STEINEL

- The IS 3360 covers an area of more than 1000 m² with just one sensor
- At entrance areas, the HF 3360 is ideal for enabling lights to switch on immediately. The light is switched on as soon as the sensor detects the opening door

Technical tip

High-frequency sensor technology effortlessly detects electric cars.

For reference:



Motion detectors IS 3360

- 360° infrared motion detector
- Ceiling installation up to 4 m
- Monitors up to 1257 m², 20 m range in radius
- 3 pyro sensors, surface-installation: IP54, UP: IP20
- Surface- and concealed-installation versions in round and square
- COM1, PF, DALI-2 APC, DALI-2 IPD, KNX V3.1



Presence detector PD IR 4360-24

- 360° infrared presence detector
- For offices, meeting rooms or passageways
- 24 m range in diameter
- Concealed-, surface- or ceiling-installation versions
- COM1, DALI-2 IPD, KNX



Motion detector sensIQ S

- 300° motion detector for outdoor areas
- Wall or corner installation
- 1360 switching zones
- Three zones of 100° each and sneak-by guard
- Each zone mechanically configurable from 2 - 20 m
- Installation height up to 5 m, IP54
- Includes corner wall bracket and remote control
- Also available as KNX version



Presence detector HF 360-2

- 360° high-frequency presence detector
- HF sensor detects through thin walls and suspended ceilings
- 12 m range in diameter, ceiling installation
- Wireless networking via Bluetooth
- E-cars are detected much better by HF than by IR
- Surface- and concealed-installation versions
- COM1, COM2, DALI-2 APC*, DALI-2 IPD, KNX V3.5, IP, BT IPD (slave)

Parking garage/ underground car park Sensor lights


Securely illuminating parking garage requires the use of powerful lights that consume a lot of energy. In many cases, the light burns on entire floors even when no one is there. Using STEINEL sensor lights means the light is switched on and off as needed, saving a lot of energy.

Advantages of STEINEL

- The high-frequency sensor invisibly integrated in the light reliably switches it on and off
- The lights can be switched on and off in groups
- The basic light option is available for emergency lighting at night

Technical tip

You can use existing cabling and drill holes to install the RS PRO 5100 SC. The lights are networked and configured wirelessly via Bluetooth using the STEINEL Connect app.



21

For reference:



Sensor-switched indoor light RS PRO R series

- LED sensor-switched indoor light
- 360° high-frequency sensor, Ø 10 m range
- 24.5 W, with max. 3019 lumens, 3000 K or 4000 K
- Main and basic light 0-100% and backlight with plus version, neighbouring group function, networking via Bluetooth, group configuration, daylight-dependent switch-off



Sensor-switched indoor light RS PRO S series

- LED sensor-switched indoor light
- 360° high-frequency sensor, Ø 8 m range
- 26 W with max. 2747 lumens, 3000 K or 4000 K
- Main and basic light 7-100%, Neighbouring group function, bidirectional Wireless networking, daylight-dependent switch-off
- Robust aluminium housing
- Impact resistance IK07



Sensor-switched indoor light RS PRO 5100 SC

- LED sensor-switched indoor light
- For robust applications: IP65, IK07
- 360° high-frequency sensor, Ø 10 m range
- 31 W with 4250 lumens, 4000 K
- Main and basic light 0-100% neighbouring group function
- Wireless networking via Bluetooth
- Can be connected to battery-powered emergency lighting systems



Sensor-switched indoor light RS PRO 5150 SC

- LED sensor-switched indoor light
- For robust applications: IP65, IK07
- 360° high-frequency sensor, Ø 10 m range
- 42 W with 5940 lumens, 4000 K
- Main and basic light 0-100%, neighbouring group function
- Wireless networking via Bluetooth
- Can be connected to battery-powered emergency lighting systems

22



Sports halls Sensors

Sports halls often have ceiling heights of 8 - 10 m. This is no easy task for reliable motion detection. STEINEL has created an impressive solution for this with the IR Quattro HD.

Advantages of STEINEL

- The IR Quattro HD guarantees reliable detection at a ceiling height of up to 10 m
- At an installation height of 10 m, its four pyro sensors can easily cover an area of up to 1300 m²
- The presence detection range of True Presence® is an unprecedented 177 m² – and from a height of up to 12 m

Technical tip

The additional guard cage protects the sensor from damage caused by balls or vandalism.



Presence detector IR Quattro HD-2

- 360° infrared presence detector
- 81 m² square presence detection range
- Digitally configurable detection
- Wireless networking and configuration via Bluetooth
- COM1, COM2, DALI-2 APC, DALI-2 IPD, BT IPD, IP, KNX V3.5



Presence detector True Presence®

- Can definitively detect human presence
- Micro-movements from breathing are sufficient
- Reliable absence detection possible
- 64 m² True Presence® detection, 177 m² presence and motion detection
- Detection zone can be precisely configured digitally
- 2 - 12 m installation height
- COM1, COM2, DALI-2 APC, DALI-2 IPD, KNX V3.1 (only UP+DE), IP, BT IPD (slave)
- Surface-installation available with surface-installation frame



Presence detector IR Quattro HD

- 360° infrared presence detector
- 4800 switching zones
- Square detection zone mechanically scalable
- 64 m² square presence detection range
- Ceiling installation height up to 10 m
- COM1, COM2, DALI-2 APC, DALI-2 IPD, DALI plus, KNX V3.1



Motion detector IS 3360 MX Highbay

- 360° infrared ceiling sensor
- For large halls or entrance areas
- Ceiling installation height up to 14 m
- 18 m range in radius
- COM1, PF, DALI-2 APC, DALI-2 IPD, KNX V3.1

Function room Sensors/ Sensor lights

Function rooms in schools or other facilities such as sports studios are rooms where the light is often left on unused.

Advantages of STEINEL

- The US 360 ultrasound sensor is ideally suited for angled rooms such as changing rooms with lockers, as the ultrasound spreads throughout the room
- The IS 3360 infrared sensor is the perfect solution for large, open areas
- The RS PRO 5100 S sensor lights are impact-resistant sensor lights with an integrated HF sensor for the most demanding applications

Technical tip

You can easily mask out certain detection zones on all STEINEL indoor lights using the plug-in covers supplied.



Sensor-switched indoor light RS PRO DL 150 SC/200 SC

- Sensor downlights for recessed ceiling installation
- 360° high-frequency sensor, Ø 7 m range
- Max. 17.8 W with configurable light colour (3000, 4000, 5000K)
- Soft light start
- Wireless networking and configuration via Bluetooth



Sensor-switched indoor light RS PRO 5100 SC

- LED sensor-switched indoor light
- For robust applications: IP65, IK07
- 360° high-frequency sensor, Ø 10 m range
- 30 W with 4200 lumens, 4000 K
- Main and basic light 0-100% neighbouring group function
- Wireless networking via Bluetooth



Presence detector PD IR 4360-8

- 360° infrared presence detector
- For offices, meeting rooms or passageways
- 8 m range in diameter
- Concealed-, surface- or ceiling-installation versions
- COM1, KNX, DALI-2 IPD



Sensor-switched indoor light RS PRO R series

- LED sensor-switched indoor light
- 360° high-frequency sensor, Ø 10 m range
- 16 W, with max. 1950 lumens, 3000 K or 4000 K
- Main and basic light 0-100% Neighbouring group function, networking via Bluetooth, group configuration, daylight-dependent switch-off, backlight with plus version

23





High-bay warehouse Sensors

In high-bay warehouses, large ceiling heights of up to 14 m place high demands on the technology. For one, the technology must detect reliably from these heights. For another, only movement in the respective corridor should be detected. Only infrared technology is suitable for these installation heights.

Advantages of STEINEL

- For large areas and up to a height of 10 m, we recommend the IR Quattro HD for monitoring areas of up to 400 m² with just one sensor
- For warehouse corridors, STEINEL offers the IS 345 MX Highbay with a range of 30 m per corridor
- The IS 3360 MX Highbay with an installation height of up to 14 m is especially suitable for warehouse spaces

Technical tip

The sensors can be networked together to monitor even larger areas.



Motion detector IS 345 MX Highbay

- Infrared corridor sensor
- High-bay warehouses and corridors
- Ceiling installation height up to 14 m
- Max. 30 m long and 4 m wide detection (exact detection depending on installation height)
- Lens specially adapted to corridors
- COM1, PF, DALI-2 APC, DALI-2 IPD, KNX V3.1



Presence detector IR Quattro HD

- 360° infrared presence detector
- Square detection zone mechanically scalable
- 64 m² square presence detection range
- Ceiling installation height up to 10 m
- COM1, COM2, DALI-2 APC, DALI-2 IPD, DALI plus, KNX V3.1



Presence detector True Presence®

- Can definitively detect human presence
- Micro-movements from breathing are sufficient
- Reliable absence detection possible
- 64 m² True Presence® detection, 177 m² presence and motion detection
- Detection zone can be precisely configured digitally
- 2-12 m installation height
- COM1, COM2, DALI-2 APC*, DALI-2 IPD, KNX V3.1 (only UP+DE), IP, BT IPD (slave)
- Surface-installation available with surface-installation frame



Motion detector IS 3360 MX Highbay

- 360° infrared ceiling sensor
- For large halls or entrance areas
- Ceiling installation height up to 14 m
- 18 m range in radius
- COM1, PF, DALI-2 APC, DALI-2 IPD, KNX V3.1

Warehouse Sensor lights

Almost all warehouse spaces are illuminated with artificial light, and in most cases, the light is on for the entire working time, even when it is only needed for a short time. With sensor lights from STEINEL, the light is only switched on when it is needed. Otherwise it is switched off or can be dimmed to stand-by mode. In short, use of automatic lighting in warehouses offers very high savings potential.

Advantages of STEINEL

- The high-frequency sensor invisibly integrated in the light reliably switches it on and off, and the lights can be switched on and off in groups
- Highly efficient STEINEL LED systems with cutting-edge technology
- All lights are also available as slave versions

Technical tip

The neighbouring group function enables the RS PRO 5100 SC to switch on light on the path ahead for greater safety and convenience.



Sensor-switched indoor light RS PRO 5100 SC

- LED sensor-switched indoor light
- For robust applications: IP65, IK07
- 360° high-frequency sensor, Ø 10 m range
- 31 W with 4250 lumens, 4000 K
- Main and basic light 0-100%, neighbouring group function
- Wireless networking via Bluetooth



Sensor-switched indoor light RS PRO 5150 SC

- LED sensor-switched indoor light
- For robust applications: IP65, IK07
- 360° high-frequency sensor, Ø 10 m range
- 42 W with 5940 lumens, 4000 K
- Main and basic light 0-100%, neighbouring group function
- Wireless networking via Bluetooth



Sensor-switched indoor light RS PRO 5100 SC EM

- LED sensor-switched indoor light
- Emergency light version with 3h emergency light in compliance with EN 60598-2-22
- For robust applications: IP65, IK07
- 360° high-frequency sensor, Ø 10 m range
- 31 W with 4250 lumens, 4000 K
- Main and basic light 0-100%, neighbouring group function
- Wireless networking via Bluetooth



Sensor-switched indoor light RS PRO 5150 SC EM

- LED sensor-switched indoor light
- Emergency light version with 3h emergency light in compliance with EN 60598-2-22
- For robust applications: IP65, IK07
- 360° high-frequency sensor, Ø 10 m range
- 42 W with 5940 lumens, 4000 K
- Main and basic light 0-100%, neighbouring group function
- Wireless networking via Bluetooth

Private residential building Sensors

In a private residential building, use of motion detectors is focused primarily on safety and convenience. Whether in the driveway or at the front door – the light should come on reliably when you move towards the building.

Advantages of STEINEL

- STEINEL offers sensors with detection angles of up to 300 degrees for installation on the wall, ceiling or corners of the building
- The sensIQ S is divided into three zones of 100 degrees each and the range of each zone can be configured individually

Technical tip

With the new digi technology, the detection zones and sensor sensitivity can be conveniently configured digitally via the STEINEL Connect app.



Motion detector IS 2180 Eco

- 180° infrared motion detector for outdoor areas
- Monitors up to 200 m², 12 m range in radius
- Optional corner wall bracket
- Flat on the wall thanks to compact design



Motion detector IS 180 digi HD

- 180° motion detector for outdoor areas
- Tangential and radial detection almost equally good
- Wall installation
- 9 zones configurable via app
- Installation height up to 2.5 m, IP54

Commercial building Sensors

Commercial building exteriors are one of the most common areas of application for sensors. The main focus here is on safety and efficiency while monitoring large areas.

Advantages of STEINEL

- The sensIQ can be installed at a height of up to 5 m either on the wall, under the ceiling or on corners
- In addition to high-resolution infrared detectors, only STEINEL offers the ultra-advanced iHF technology, which offers completely new options for detection in outdoor areas

Technical tip

If possible, install the infrared sensors at right angles to the walking direction to achieve optimum detection.



Motion detector sensIQ S

- 300° motion detector for outdoor areas
- 1360 switching zones
- Wall, corner or ceiling installation
- Three zones of 100° each and sneak-by guard
- Each zone mechanically configurable from 2 - 20 m
- Installation height up to 5 m, IP54
- Includes corner wall bracket and remote control
- Also available as KNX version




Motion detector sensIQ

- 300° motion detector for outdoor areas
- 1360 switching zones
- Wall, corner or ceiling installation
- Three zones of 100° each and sneak-by guard
- Each zone mechanically configurable from 2 - 20 m
- Installation height up to 5 m, IP54
- Includes corner wall bracket and remote control
- Also available as KNX version



Motion detector sensIQ S

- 300° motion detector for outdoor areas
- Wall or corner installation
- Three zones of 100° each and sneak-by guard
- Each zone mechanically configurable from 2 - 20 m
- Installation height up to 5 m, IP54
- Includes corner wall bracket and remote control
- Also available as KNX version



Sensor outdoor light L 690/691 S

- LED sensor-switched outdoor light
- 360° infrared sensor, 7 m range
- 8.5 W LED light system, 7 max. 700 lm, 3000 K
- Optional basic light 10%, soft start
- Four intelligent basic light programs
- Up to 10 lights can be networked with a cable
- Front surface for optimum application of the house numbers included



Sensor outdoor light L 845 SC

- LED sensor-switched outdoor light
- 160° high-frequency sensor, 1 - 5 m range
- 9W LED light system, max. 719 lm, 3000 K
- Soft light start
- Convenient networking and commissioning via Bluetooth and STEINEL Connect app

Entrance Sensor lights

LED sensor-switched lights for outdoor areas. Whether for a private home, a residential complex or entrances to commercial properties – these lights blend perfectly into any environment.

Advantages of STEINEL

- Sensor lights for outdoor areas offer convenience and safety with innovative infrared sensor technology
- Integrated LED lighting systems are perfectly matched with the sensors
- Lights with optional basic light provide effective illumination of the house number at night

Technical tip

You can switch the light on for a continuous 4 hours when needed using the power switch. In addition, up to 10 lights can be networked by cable.



Sensor outdoor light L 330/331 S

- LED sensor-switched outdoor light
- 360° infrared sensor, 7 m range
- 8.4 W LED light system, max. 815 lm, 3000 K
- Optional basic light 10%, soft start
- Four intelligent basic light programs
- Up to 10 lights can be networked with a cable



Sensor outdoor light DL Vario Quattro PRO S

A world first: The patented honeycomb structure of the light cover enables it to also act as the sensor lens.

- LED sensor-switched outdoor light
- 360° infrared sensor, 2 - 8 m range
- 14 W LED light system, 1430 lm, 3000 K or 4000 K
- Optional basic light 10%, soft start
- Up to 10 lights can be networked with a cable

Around the building Sensor lights

LED sensor-switched lights for outdoor areas. Thanks to Bluetooth technology, the lights can be quickly and easily networked to ensure a consistent lighting scheme throughout the entire property.

Advantages of STEINEL

- The mini sensor can be easily removed from the light for easy configuration
- The DL Vario Quattro PRO S can be perfectly configured to fit requirements thanks to the 4 individually configurable sensors, thus reducing switching errors
- The intelligent high-frequency technology in the L 825 SC does not require a visible sensor

Technical tip

The L 825 SC can be easily and conveniently set and networked via the STEINEL Connect app using Bluetooth. The parameters can therefore be quickly readjusted.



Sensor outdoor light GL 85-900/600 SC

- LED sensor-switched outdoor light
- 160° high-frequency sensor, 1 - 5 m range
- 9W LED light system, max. 719 lm, 3000 K
- Soft light start
- Convenient networking and commissioning via Bluetooth and STEINEL Connect app



Solar outdoor light X-SOLAR L-S

- 140° infrared sensor with a range of up to 8 m
- Fast and flexible installation, even in places without a cable connection
- €0 in electricity costs for 365 days of light a year
- 3000 K colour temperature
- Illumination of 30 m²



Sensor outdoor light L 825 SC

- LED sensor-switched outdoor light
- 360° intelligent high-frequency sensor, 5 m range
- 9.7 W LED light system, 707 lm, 3000 K
- Optional basic light 10-100%, soft start
- Convenient networking and commissioning via Bluetooth and STEINEL Connect app



Solar outdoor light X-SOLAR GL-S

- 140° infrared sensor with a range of up to 5 m
- Fast and flexible installation, even in places without a cable connection
- €0 in electricity costs for 365 days of light a year
- 3000 K colour temperature
- Illumination of 20 m²





Courtyard and driveway Sensor floodlight

Without the use of motion detectors, illuminating large outdoor areas requires very high energy consumption. Only by using motion detectors can the light be switched on and off intelligently and as needed. Sensor floodlights are often installed as a security measure, particularly in driveways and behind buildings.

Advantages of STEINEL

- XLED floodlights offer various performance classes with a variety of lumens packages
- All floodlights can be flexibly aimed and have an active LED cooling system

Technical tip

Enlarge the illumination area by networking with floodlight versions without sensor.



Floodlight XLED PRO One S

- High-performance LED floodlight
- 240° infrared sensor with 10 m range
- 2204 lm with 18.4 W
- 2236 lm with 17.7 W
- Optional basic light 10%
- Installation height up to 6m
- Can be networked via cable
- Version without sensor available



Sensor-floodlight XLED PRO One Plus/Max S

- High-performance sensor LED floodlight
- 240° infrared sensor with 10 m range
- 4370 lm with 33.8 W and 33.1 W (Plus version)
- 6116 lm with 50.1 W
- 6093 lm with 49.4 W
- Optional basic light 10%
- Up to 6m installation height
- Can be networked via cable
- Version without sensor available



Sensor floodlight XLED PRO 240 S

- High-performance sensor LED floodlight
- 240° infrared sensor with 12 m range
- 19.3 W with 2124 lumens, 3000 K or 3000 K
- Up to 6 m installation height
- Fully tiltable LED panel
- Corner wall bracket included
- Version without sensor available



Solar outdoor light X-SOLAR L-S

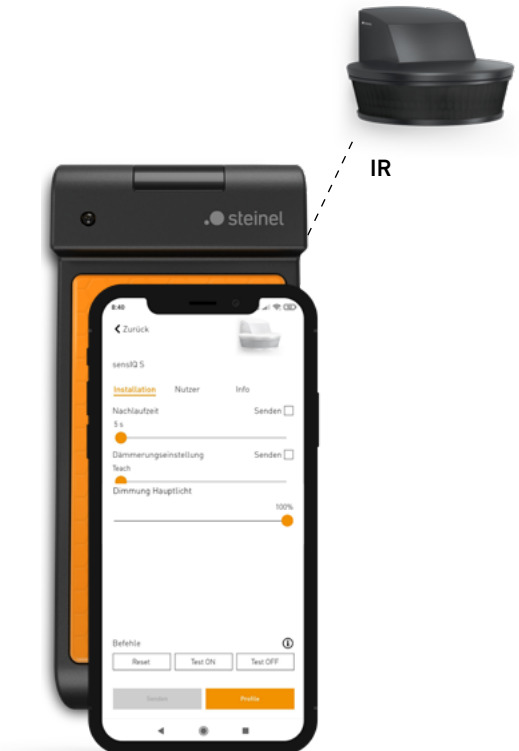

- 140° infrared sensor with a range of up to 8 m
- Fast and flexible installation, even in places without a cable connection
- €0 in electricity costs for 365 days of light a year
- 3000 K colour temperature
- Illumination of 30 m²

Smart control With remote control or Bluetooth

With the STEINEL Connect app or Smart Remote and the associated app, all sensor and light configurations can be conveniently connected.

Advantages of STEINEL

- With the Smart Remote and the associated app, you always have the right remote control at hand
- The STEINEL Connect app can also be used for configuring without the Smart Remote



The STEINEL Connect app.

Control via Bluetooth.

The STEINEL Connect app can also be used without the Smart Remote to control Bluetooth-enabled products. All sensors and light settings can be conveniently configured. We are constantly expanding the range of Bluetooth-enabled products.



Remote control

Smart Remote

Configure settings conveniently via the smart phone or tablet. A universal remote control that replaces the RC1 – RC12. EAN 4007841 009151

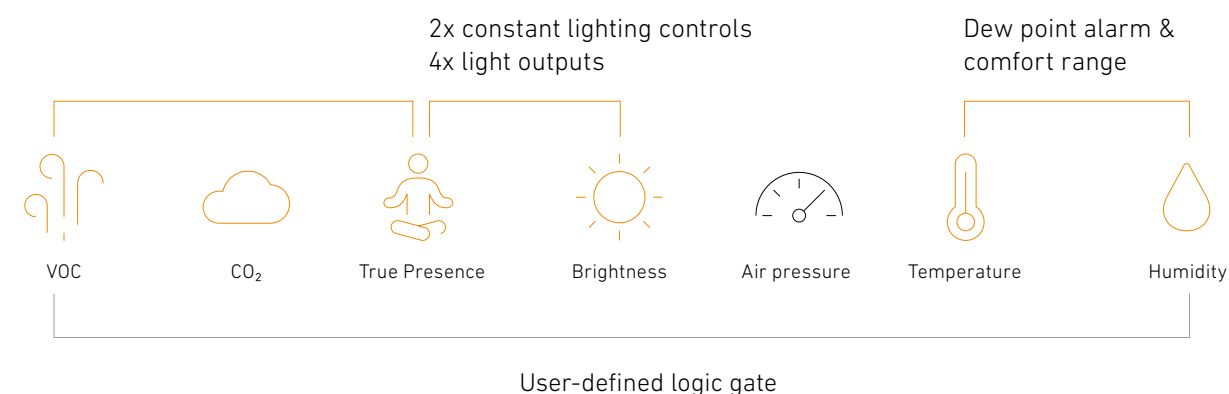


KNX extended KNX application.

To help system integrators navigate the programming more quickly, we have structured the applications for True Presence®, Control Pro, 3000, 4000 and the sensIQ family in a similar way. The new functions such as the sensitivity setting for PIR sensors, constant lighting control teach function, selection of different data point types, day/night switching, absence output and the creation of your own logic gates have been implemented.



True Presence®
Multisensor



26

KNX presence and motion detector

0 | 1

Logic gates for intelligent building automation

Teach function

Constant lighting teach function




DALI-2 – the new standard

Application controller (APC)



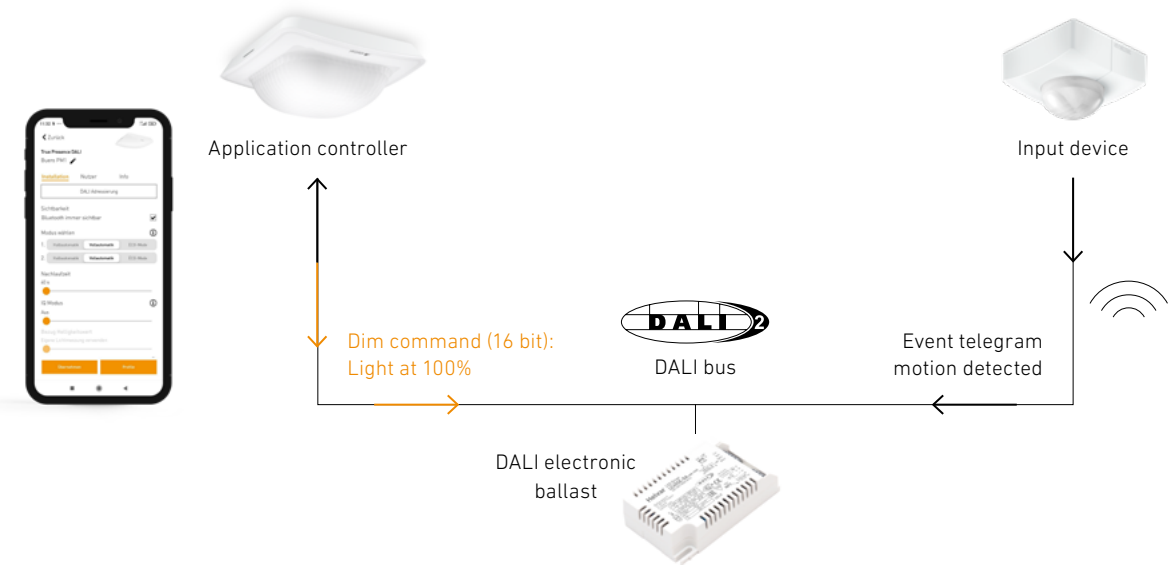
- Decision-maker in the system
- Commissions and configures the system
- Controls the light via direct commands to the operating devices

Input device (IPD)

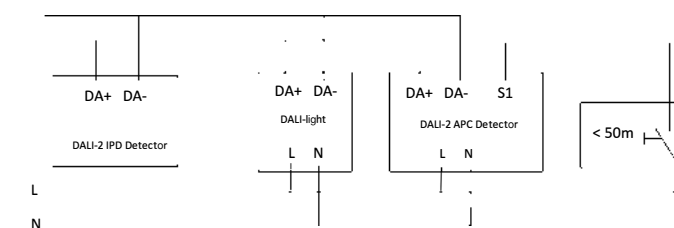


- Pure input device (data supplier)
- Informs the system about changes in the environment and user entries
- Compatible with automation interfaces
- Sends unprompted event messages

Communication between APC & IPD



Connection DALI-2 APC





LiveLink – simple, flexible, safe.

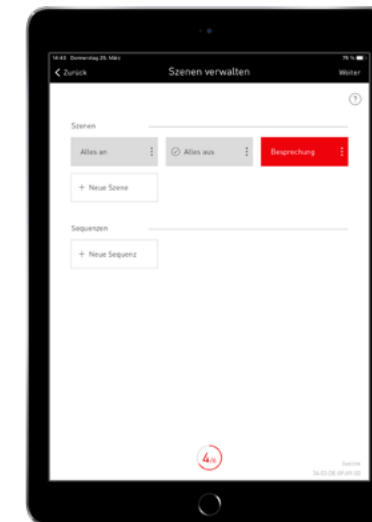
Optimum control of DALI lights. The LiveLink lighting management system allows DALI-based sensors and lights to be quickly and easily integrated into a sensor-controlled lighting concept. Incident daylight can also be taken into account. Depending on the intensity, the light is dimmed or switched off completely.



Download for iOS:



Download for Android:



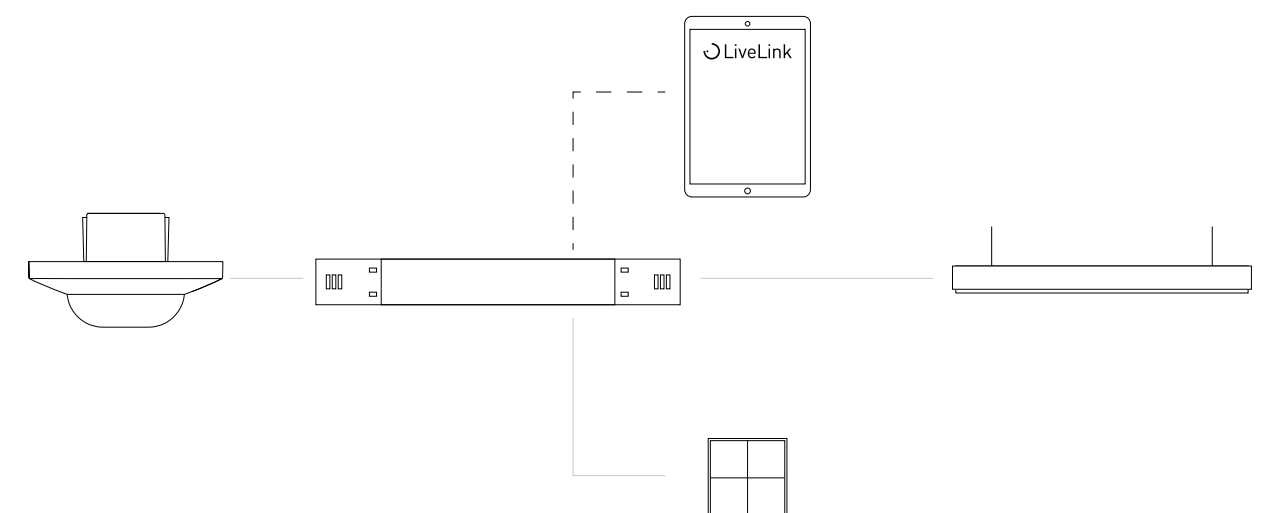
LiveLink – Simple and intuitive

The LiveLink lighting management system allows DALI-based sensors and lights to be integrated into a sensor-controlled lighting concept. Incident daylight can also be taken into account. Depending on the intensity, the light is dimmed or switched off completely.

Advantage for you:

- Simple and flexible control of all DALI lights
- Intuitively operated app
- Extensive range of sensors and accessories
- Future-proof thanks to IoT/cloud connection

LiveLink installation





DALI plus – the introduction to intelligent lighting control.

By integrating a complete control unit into the load section of a sensor, we have succeeded in combining the essential functions for DALI-based lighting control with simple installation and operation. Many applications can therefore be implemented quickly and easily at a manageable cost. DALI plus – developed for anyone who wants to implement innovative lighting control quickly.

Whether in a classroom, an open-plan office or an individual office: our DALI plus solution works simply and effectively. With intelligent sensors that already feature a complete lighting control module. The control unit built into the load section makes installation quick and easy. With Smart Remote, you can use an app to control up to 64 lights via 3 light channels. DALI plus is the ideal solution for anyone who wants to plan and install intelligent lighting with just a few components.

Advantages of STEINEL

- Best IR Quattro HD detection
- 64 DALI electronic ballast loads in 3 groups
- surface- and ceiling-installation versions

Technical tip

In classrooms or offices, large window fronts create different lighting conditions in the room. As the amount of daylight increases, the sensor automatically dims the lighting.



40



Precision, not a rough estimate.
STEINEL planning tools.

41

PROLog TUV NORD

The PROLog planning tool answers the question: How much energy can using intelligent sensor technology save in our project?

With the PROLog planning tool, you can easily and precisely identify the energy-saving potential of a building. For you, this means precise measurements instead of rough estimates. Breathtaking examples of calculations and blanket statements tend to exaggerate, to promise enormous savings percentages, or are simply wrong. With PROLog from STEINEL, you don't have to guess at the energy savings because you can calculate exactly what intelligent sensor technology can do for a building.

PROLog logs user behaviour and room brightness, and then calculates the amount of wasted energy/light. Consequently, individual user behaviour determines the respective savings potential. With PROLog and the PROLog software, we provide you with a comprehensive planning tool for lighting: Energy wastage is accurately measured and actual, individual savings are determined.

And the result? A true and objective basis for optimum lighting management for every building.

Simply intelligent.

RELUX®

Would you like direct access to our extensive collection of light and sensor data to perfect your plans?

In the RELUX professional software you'll find all the data you need for planning with STEINEL lights,

as well as for precise planning with the detection zone of our sensors – including visualisations.

Download at www.relux.ch

Free planning service

- PROLog/Relux
- Phone: +49 (0) 5245 448-307
- Fax: +49 (0) 5245 448-308
- E-mail: objekte@steinel.de

Sensor overview

Below you will find an overview of our sensors and lights. More detailed information on the respective product variants can be found in our Sensors and Lights catalogue.



Sensors and Lights catalogue:



Outdoor motion detectors

PIR sensors for outdoor use with adjustable ranges.

sensIQ



More information:



sensIQ S



More information:



IS 180 digi HD



More information:



2000 series

PIR sensors in COM1 for surface installation to detect movement. Can be configured with a potentiometer.

IS 2180-2



More information:



IS 2180 ECO



More information:



3000 series

PIR and HF sensors with various interfaces, installation types and designs. With long range for motion detection. Configurable via potentiometer and Smart Remote. Includes parallel networking and PF interface. Black versions available.

IS 2360-3 ECO



More information:



IS 3360



More information:



IS 345




More information:



IS 3360
MX Highbay



More information:



IS 345
MX Highbay



More information:



4000 series

PIR sensors in various interfaces and installation types for detecting movement and presence. Configurable via potentiometer and Smart Remote. Including parallel networking, push-button input for COM1 and easy-to-install magnetic connector system. Black versions available.

MD IR 4360-8



More information:



MD IR 4360-24



More information:



PD IR 4360-8



More information:



PD IR 4360-24



More information:



IR Quattro SLIM XS



More information:



HF 360



More information:



US 360



More information:



Dual US



More information:



Control PRO series

PIR, HF and US sensors in various interfaces and installation types with square presence detection. Configurable via Smart Remote. Including push-button input for COM1, extra P terminal networking as well as mechanical or electronic scalability of detection and iQ mode. Black versions available.

IR Quattro HD



More information:



IR Quattro MICRO



More information:



IR Micro Office



More information:



Control PRO II series

PIR, HF and special True Presence technology in various interfaces and installation types for the detection of actual presence. Digital configuration and networking via Bluetooth. Including further measured values such as humidity, temperature, CO₂, VOC, air pressure or noise level, and an installation-friendly magnetic plug system. Black versions available.

True Presence®



More information:



Multisensor True Presence



More information:



Hallway




More information:



HF 360-2



More information:



IR Quattro HD-2



More information:



HPD

Optical sensors in IP or KNX for surface installation for presence detection. Zoning and counting of persons as well as additional measurement of temperature, brightness, humidity, VOC and CO2 equivalent.

HPD2



More information:



HPD3



More information:



Wall switch

HF 180



More information:



IR 180



More information:



Overview of sensor accessories

LiveLink

Control unit



More information:



System components

Bluetooth wireless push-button



More information:



DALI-2 push-button coupler



More information:



Remote controls

Smart Remote



More information:



RC8



More information:



RC5



More information:



Lights and floodlights overview

P series

RS PRO P1



More information:



RS PRO P2



More information:



RS PRO P3



More information:



P series flat

RS PRO P1 flat S



More information:



RS PRO P2 flat S



More information:



Downlights

RS PRO DL 150 SC



More information:



RS PRO DL 200 SC



More information:



RS PRO R10 SC



More information:



RS PRO R20 SC



More information:



RS PRO R30 SC



More information:



RS PRO R20 Q SC



More information:




R series plus

R series basic available in the same versions. The backlight is omitted.

RS PRO R30 Q SC



Emergency light module R series



S series

RS PRO S10 SC



RS PRO S20 SC



RS PRO S30 SC



5100 series

RS PRO 5100 SC



5150 series

RS PRO 5150 SC



Floodlight

XLED PRO 240



XLED PRO One



XLED PRO ONE Plus



XLED PRO
ONE Max



More information:



DL Vario
Quattro PRO S



More information:



Solar lights

X-SOLAR L-S



More information:



X-SOLAR GL-S



More information:



Sensor outdoor lights

L 690 S/L 691 S



More information:



L 330 S/L 331 S



More information:



L 845 SC



Bluetooth
MESH

More information:



L 845 SC



Bluetooth
MESH

More information:



GL 600 SC



Bluetooth
MESH

More information:



GL 900 SC



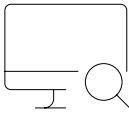
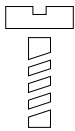
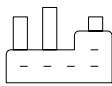
Bluetooth
MESH

More information:



Service. Made by STEINEL.

For over 60 years now, we have been inventing and developing technological products that are far ahead of their time and are capable of changing entire markets. We are the specialists in sensor technology and supply everything relating to automatic light and building automation. Products, software and service – we have everything you need for your application.

<p>PROLog RELUX® TUV NORD</p> <p>Planning service Phone +49 (0) 5245 448-307 Fax +49 (0) 5245 448-308 e-mail: objekte@steinel.de</p>	 <p>Find our entire product range along with operating instructions and product videos at www.steinel.de</p>	
<p>5</p> <p>5-year warranty for all products in our Professional line</p>	 <p>STEINEL spare parts service and after-sales guarantee on original parts</p>	 <p>We produce next-generation lighting and sensor solutions at six locations.</p>



Find STEINEL product data in our download portal, where we provide you with comprehensive product-related information. From tender texts, data sheets and instructions to brochures, planning data and software.

Further product details:

<https://www.steinel.de/en/downloads/>



STEINEL GmbH
Dieselstraße 80 - 84
33442 Herzebrock-Clarholz
Germany

Tel.: +49 (0) 5245 448-0
Fax: +49 (0) 5245 448197
www.steinell.de
[youtube.com/steinellgmbh](https://www.youtube.com/steinellgmbh)
<https://www.xing.com/pages/steinellgmbh>



STEINEL Austria GmbH
Hirschstettner Street 19/G/1/1
1220 Vienna
Austria

Phone +43 (0) 1202 34-70
Fax: +43 (0) 1202 01-89
www.steinell.at
info@steinell.at

Order acceptance

Phone: +43 (0) 1202 34-11 and -19
Fax +43 (0) 1202 01-897 and -899

Accounts

Phone: +43 (0) 1202 34-21



Customer
advisor